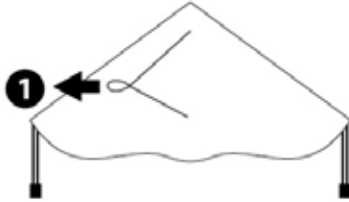
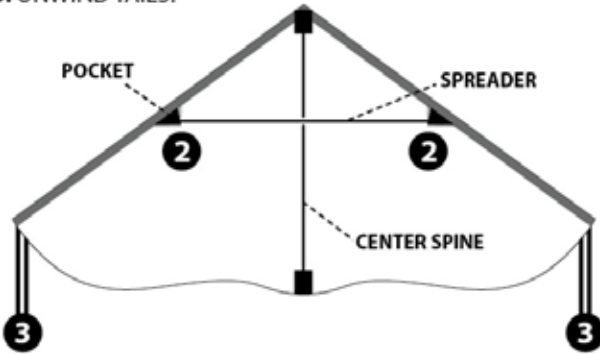


LARGE UNICORN AND LLAMA KITE

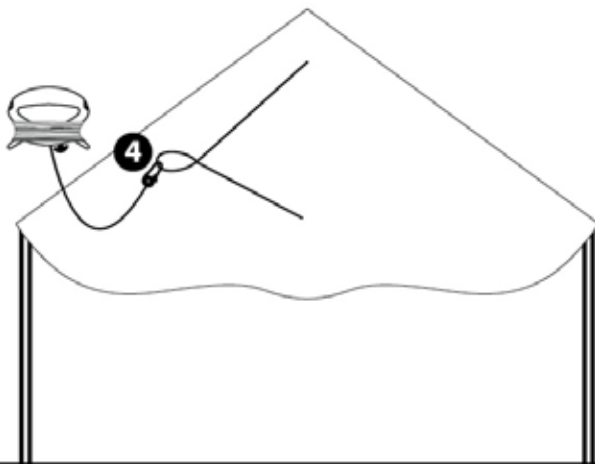
1. PULL BRIDLE LINES TIGHT BEFORE LAUNCH.



2. INSERT SPREADER INTO POCKETS.
3. UNWIND TAILS.



4. ATTACH YOUR FLYING LINE TO THE BRIDLE.



FLYING INSTRUCTIONS

1. Always find a location that is open and free of buildings or trees.
2. With your back to the wind, release your kite into the air.
3. Let the line out slowly while occasionally tugging to gain altitude.
4. For an assisted launch, have a friend hold your kite 50 feet / 15.24 meters downwind and release your kite.
5. Pull in line to gain altitude and release slowly for more distance.

KITE SAFETY

- WARNING!** Do not use near overhead power lines or during thunderstorms.
- WARNING!** Not suitable for children under 3 years due to small parts.
- WARNING!** Not suitable for children under 3 years due to long cord. Please remove all packaging material before giving the toy to child. Keep important information for future reference.



Never fly in thunderstorms.



Never fly near busy streets.



Never fly near an airport.



Never fly over people.



Never fly near tall buildings or trees.



Never fly near overhead power lines.
Never try to retrieve your kite from power lines.
Call your local power company for assistance.